















Technical Data Sheet

Galleria Glazed Series
Hanley Plant



Product Name	Swatch	Size	Standard	Durability Class (Grade)	Dimensional Variation (Type)	Compressive Strength (psi)	24-hr Cold Water Absorption (%)	5-hr Boil Absorption (%)	IRA (g/min per 30in ²)	Core Volume (%)
Apricot Rose Glazed		All Sizes Special Order	ASTM C1405	Exterior	S	>15,000	<6	<10	<10	<25
Emerald Green Glazed		All Sizes Special Order	ASTM C1405	Exterior	S	>15,000	<6	<10	<10	<25
Ginger Glazed		All Sizes Special Order	ASTM C1405	Exterior	S	>15,000	<6	<10	<10	<25
Golden Dawn w/ Clear Glaze		All Sizes Special Order	ASTM C216	SW	FBX	>5,000	<6	<10	<10	<25
Iced Grey Glazed		All Sizes Special Order	ASTM C1405	Exterior	S	>15,000	<6	<10	<10	<25
Light Grey w/ Speck Glazed		All Sizes Special Order	ASTM C1405	Exterior	S	>15,000	<6	<10	<10	<25
Metorite Glazed		All Sizes Special Order	ASTM C1405	Exterior	S	>15,000	<6	<10	<10	<25
Mustard Glazed		All Sizes Special Order	ASTM C1405	Exterior	S	>15,000	<6	<10	<10	<25
Oyster White w/ Speck Glazed		All Sizes Special Order	ASTM C1405	Exterior	S	>15,000	<6	<10	<10	<25
Pewter Glazed		All Sizes Special Order	ASTM C1405	Exterior	S	>15,000	<6	<10	<10	<25
Ruby Glazed		All Sizes Special Order	ASTM C1405	Exterior	S	>15,000	<6	<10	<10	<25
Shadow Black Glazed		All Sizes Special Order	ASTM C1405	Exterior	S	>15,000	<6	<10	<10	<25
Spice White Glazed		All Sizes Special Order	ASTM C1405	Exterior	S	>15,000	<6	<10	<10	<25
Violet Glazed		All Sizes Special Order	ASTM C1405	Exterior	S	>15,000	<6	<10	<10	<25

This data represents average results. If specific test results are required, sample should be taken from current production lots. U.S. STANDARD TEST METHODS (ASTM C67) ARE USED AS APPLICABLE, UNLESS OTHERWISE NOTED. ©2024

Size	Width	Height	Length	Weight	Brick per Cube	Brick per Sq Ft
Modular	3-5/8"	2-1/4"	7-5/8"	4.0	525	6.86
Standard	3-5/8"	2-1/4"	8"	4.3	525	6.55
Engineer	3-5/8"	2-3/4"	7-5/8"	5.0	425	5.76
Engineer Standard	3-5/8"	2-3/4"	8"	5.2	425	5.39
Norman	3-5/8"	2-1/4"	11-5/8"	6.3	315	4.50
Econo	3-5/8"	3-5/8"	7-5/8"	6.5	330	4.50
Utility	3-5/8"	3-5/8"	11-5/8"	10.0	198	3.00